



2024 GOLFWA ANNUAL REPORT

OUR PURPOSE

To inspire more
Western Australians
to participate in all
formats of golf

OUR PHILOSOPHY

All golf is golf and all
of us can be golfers

OUR POSITIONING

A sport for life
and fun for all

TABLE OF CONTENTS

4	GOLFWA BOARD OF DIRECTORS
5	COMMITTEES & STAFF
6	CHAIR & CHIEF EXECUTIVE REPORT
15	CLUB MEMBERSHIP LEVELS
17	GAME DEVELOPMENT & PARTICIPATION
19	HIGH PERFORMANCE
21	EVENTS & TOURNAMENTS
24	WA GOLF FOUNDATION
26	FINANCE
28	FINANCIAL STATEMENTS
42	AUDITOR'S REPORT



GolfWA Board



Emma Elliott
Chair
(from 25 March, 2024)



Greg Higham
Deputy Chair
(Chair until 25 March, 2024)



Kellie Benda
Appointed Director



Karen Caddy
Elected Director



Jane Crane
Elected Director



Justin Davies
Elected Director



Eric Hall
Elected Director



Lino Scartozzi
Elected Director



Gary Thomas
Chief Executive, GolfWA

Auditor: PwC

GolfWA Committees

Business Development

Emma Elliott (Chair)
Kellie Benda (until April 2024)
Justin Davies

Clubs & Facilities

Lino Scartozzi (Chair)
Brendon Allanby (PGA)
Geoff Anderson
Emma Elliott
Eric Hall
Ken Richards

Governance

Kellie Benda (Chair)
Eric Hall
Greg Higham
Jason Hughes

Honours

Kay Lane (Chair)
Ian Fowler
Max Hannah
Brian O'Meara
Di Tomlin

Strategic Projects

Justin Davies (Chair)
Karen Caddy
Emma Elliott
Eugene Ferraro
Lino Scartozzi
Kristian Stratton
Jodie Thompson
Damien Todorovic

GolfWA Staff

Chief Executive

Gary Thomas

Golf Operations Manager

Neil Goddard

Game Development & High Performance Manager

Marc Pike

Communications & Marketing Lead

Neal Maidment

Government Relations Manager

Arron Minchin

Events & Tournament Coordinator

Suzanne Blay-Martin

Development Officer

Jordan McSkimming

Junior Development Officer

Erina Tan

Golf Operations Administrator

Jack Retallack

Office Manager

Rebecca Mayes

Regional Club Support Officers

Scott Ballantyne (Wheatbelt/Goldfields)
Neil Haywood (North)
Brett Symons (SW/Great Southern)

Chair & Chief Executive Report

Golf in Western Australia and across the nation experienced another outstanding year of growth in 2024, with significant increases in participation both on and off the course.

The latest *Golf Australia Participation Report* from December 2024 reveals impressive statistics and trends that highlight the sport's continued popularity and expansion, particularly in off-course forms of golf such as driving ranges, mini golf and indoor simulators.

Participation and Attraction of New Golfers

In 2023-24, a record 3.8 million adult Australians played golf in various formats, marking a 9% year-on-year increase. This figure represents 19% of adult Australians hitting a golf ball, solidifying golf's position as one of the nation's most loved and accessible sports.

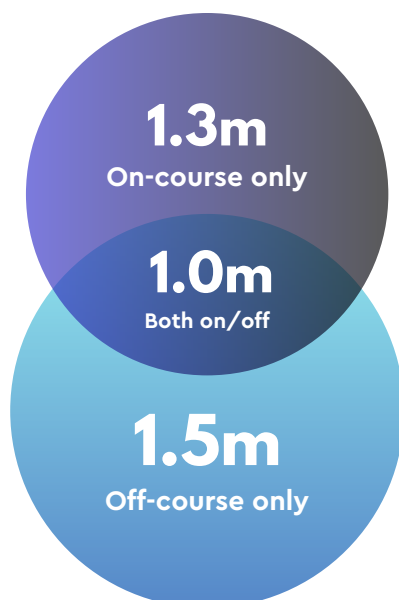
The growth in participation is particularly notable among new and younger players: -

- The average age of adult newcomers to the game is now 36, 10 years younger than a decade earlier
- 49% of those new to the game were women, reflecting successful initiatives to attract more women and girls into golf

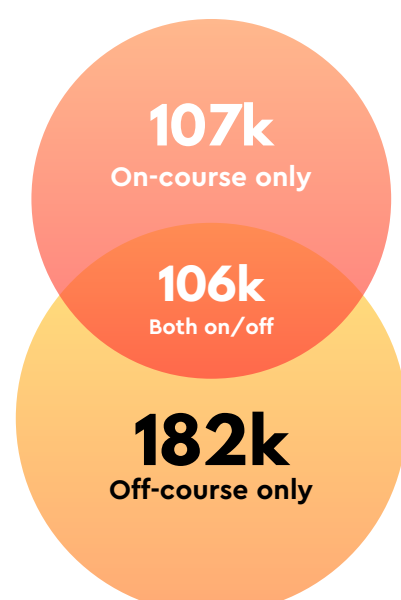
In WA, junior girl membership saw a remarkable 35.7% increase, while total female membership grew by 6.3%. This aligns with the national trend, where women's and girls' participation continues to climb, supported by initiatives such as initially Vision 2025 and the Women & Girls Engagement Strategy and the R&A Women in Golf Charter.

These initiatives are supplemented by programs conducted in WA by GolfWA as well as the WA Golf Foundation.

Australian Golf Participation 2023-24



WA Golf Participation 2023-24



Grow our Core

The health of our affiliated clubs and public facilities is central to GolfWA achieving its strategic goals of 'More Games, More Participants, More Members'.

In 2024, club membership in WA increased by 5% and has increased each of the past four years as per the figures on page 15.

Whilst the trends of the past four years have been very pleasing, sustained membership and participation growth is inherently linked to the quality of the offerings provided by our clubs and facilities, both physical and in terms of service.

In 2024 there were significant upgrades to a number of public facilities, in addition to several clubs undertaking or completing course improvements. This trend will continue in 2025 and 2026 with upgrades to Marangaroo and Carramar Public Courses recently announced as well as planned upgrades of Collier Park and Fremantle Public Golf Course.

Albany (pictured below) and Serpentine

Golf Clubs were also recently successful in securing considerable government funding from the Community Sport & Recreation Facilities Fund grant program to upgrade their reticulation and clubhouse amenities respectively.

Equally importantly, we are seeing continual improvement in the governance of our clubs, either through undertaking courses for their Board under their own initiatives, or tapping into the courses provided by GolfWA and Sport Australia.

In 2025 these offerings will increase, with GolfWA, in conjunction with Golf Australia, to offer AICD Governance Courses for Board Directors and the Model Venue Framework.

Increasing the number of golf facilities to cover all formats of the game and improving the golfer experience are essential for our sport to continue to thrive. There are indeed exciting opportunities ahead in the areas of working with clubs, facilities and government to improve and increase golfing facilities throughout WA. ➡



Telling Our Story Better

Under the Australian Golf Strategy, the key messaging is to continually promote amongst the broader public that golf is a sport for life and fun for all; all golf is golf and all of us can be golfers, and to achieve the goal of having more Australians playing more golf. As can be seen from the figures on page 6, that goal is certainly being achieved.

In WA, we are promoting these messages through the wide range of participation programs we conduct; working with clubs and facilities on a range of initiatives such as improving facilities, membership strategies and their own beginner programs; and through our various communication channels, where we saw significant growth (see figures, right).

As online engagement increases with GolfWA, we are also noticing how a joined-up marketing and communications strategy can have a tangible impact on boosting participation.

As an example, we saw nearly full participation rates for a series of regional Get into Golf and MyGolf Come & Try clinics held throughout 2024. This take-up was achieved through GolfWA social media marketing and through resources provided to clubs to use locally and on their own social channels.

As stated in last year's *Annual Report*, progress was made on the development of a WA Government Engagement Strategy, in support of the Australian Golf Government Relations Strategy, and we are pleased to say that this document was signed off by the Board in 2024.



GOLFWA WEBSITE



717,506

Total pageviews in 2024

6.6%

Increase in website traffic

GOLFWA E-NEWS



7,507

Total subscribers

49.1%

Average Open Rate
(Industry average = 18-22%)

10%

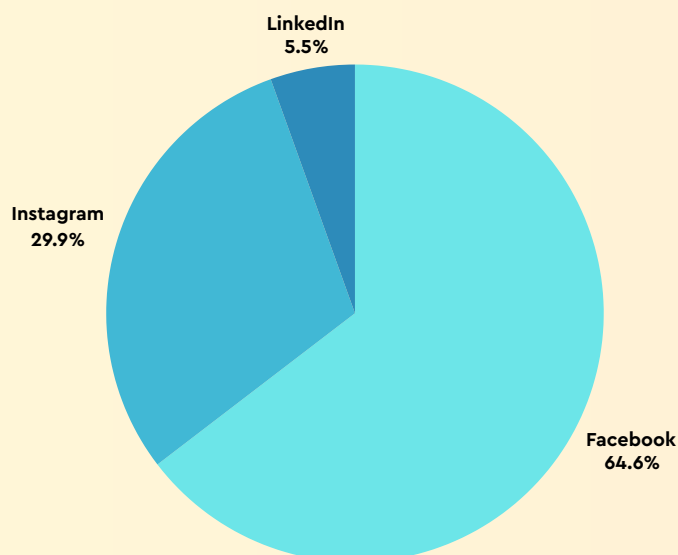
Average clickthrough rate
(Industry average = 2-3%)

GOLFWA SOCIAL MEDIA

13,180

TOTAL FOLLOWERSHIP

+16.6% increase on 2023



Through the work conducted by our Regional Club Support Officers, engagement with regional local councils as well as regional government departments continued to grow. This has been further strengthened by the appointment of our Government Relations Manager in November 2024 who has already been beneficial in building relationships between some clubs and their LGAs.

As has been highlighted over the past few years, the building of relationships with government is deemed a critical objective of GolfWA and something we will continue to pursue.

Outside of these three strategic pillars, other areas of GolfWA's operations to note in 2024 were as follows.

WA Open

From an event perspective, the highlight of 2024 was the 100th staging of the WA Open, with the Bowra & O'Dea Nexus Advisernet WA Open being held at Mandurah Country Club in October.

This marked the first time that the Championship had been held at Mandurah CC and the first time back in the Peel region since 1995.

The club proved to be an outstanding host venue, excelling in all key areas of course presentation, food and beverage offerings, and the assistance of their volunteers and staff. To Mandurah Country Club, we extend our sincere appreciation and congratulations to you.

Being the 100th staging, the quality of the field was befitting of the occasion with home-grown stars Jason Scrivener, Curtis Luck and Haydn Barron headlining. Nine past champions, including Kim Felton, Brett Rumford, Oliver Goss and Braden Becker, also competed in a very strong field of professionals and amateurs from around the country.

After three days of glorious weather, the tournament will be etched in many people's minds for years to come with a gripping final round played in wild conditions. Ultimately, young, silky left-hander Elvis Smylie prevailed in a ➤



100th WA Open
champion Elvis Smylie

play-off against Jak Carter, giving Smylie his first professional win – a feat he spectacularly followed up on a few weeks later, winning the Australian PGA Championship in Queensland.

A concerted, long-term marketing campaign targeting Mandurah and Perth-based golf fans, allied with the high-calibre field and gripping drama, contributed to significant increases in event viewership – both at home and on course.

Despite the capricious weather on Sunday, spectator levels were up an estimated 15% on the 2023 WA Open across the week, while TV viewership jumped 47% to 314,586.

The event also enjoyed significant external media coverage, with 589 media mentions between October 16-22, reaching a potential audience of 19.5m (see detailed figures, below).

Golf Australia – Australian Golf State Services Agreement

2024 was a year of great significance for GolfWA as we signed an Australian Golf State Services Agreement (AGSSA) with Golf Australia.

GolfWA were in discussions with Golf Australia across an extended period of time about a Western Australian version of an AGSSA, with discussions being elevated upon the development and release of the Australian Golf Strategy in 2021.

GolfWA's confidence in Golf Australia's performance overall, including their ability to deliver on the National Strategy and the matters contained within the AGSSA, grew significantly post the release of the Australian Golf Strategy, resulting in GolfWA signing a Deed of Commitment on April 24, 2024 and then an AGSSA effective July 1, 2024.



314,586

Live and on-demand viewing figures – up **47.3%** on 2023



380,000

Unique listeners to WA Open ad campaign between Oct 8-17

MEDIA MENTIONS (OCT 16-22)



Radio:	319 (54.2%)
Online:	200 (34%)
TV:	36 (6.1%)
Print:	34 (5.8%)
Magazine:	0 (0%)

541,775

Total reach of WA Open-related posts on GolfWA social media pages between Sept 30-Oct 21, 2024 – almost one quarter of the annual total



Under this agreement, the first 18 months of the AGSSA consists of a Transition Period, allowing the GolfWA team, platforms and systems time to integrate seamlessly with the GA infrastructure.

In the first six months, concluding 31 December 2024, a significant amount of progress was made in a relatively narrow timeframe to align processes, people and functions. Whilst a team effort on both accounts, a special mention goes to the GolfWA staff for their resilience, patience and effort to navigate these changes over a short period of time.

As with any significant operational change, we encountered teething problems. However, the overall transition has been smooth with our staff continuing to perform in their existing roles to deliver events, programs and services locally in WA, with excellent support from the various Golf Australia departments. On most accounts this has been business as usual for the local GolfWA team.

Excitingly, under this agreement, we have been able to increase our staffing levels, with the recent appointment of Arron Minchin as Government Relations Manager and Josh Madden in the role of Clubs & Facilities Manager.

GolfWA is now well positioned to meet our strategic objectives in 2025 and beyond, which form part of our alignment to the Australian Golf Strategy. It is also anticipated that a dedicated High Performance Manager, funded by Golf Australia, will join the team in the second quarter of 2025.

We will, as a Board, be critically appraising the services received from

Golf Australia under the AGSSA, both during and beyond the Transition Period. We have not 'handed over the keys' to the National Body and stepped away. GolfWA is still charged to oversee the delivery of services within the state.

We have not entered into this arrangement lightly and we expect to see continued advancements in the delivery of golf services in WA, through efficiencies and further alignment and are prepared to make any necessary changes to ensure the long-term viability of this partnership. Our overall aim always was and will continue to be that golf in WA be better off under this arrangement.

Board Updates

Whilst there weren't any changes to the personnel on the GolfWA Board in 2024, another historical milestone was the appointment by the Board, post 2024 AGM, of Emma Elliott as the first female Chair. Emma is also the first GolfWA Chair to be a member of a public club, in this case Hamersley Ladies.

As part of our Board succession plan, Greg Higham chose not to seek reappointment as Chair in 2024 but to support an incoming Chair, given that he must retire from the Board at the 2025 AGM. Having joined the GolfWA Board in 2020, Emma was unanimously elected by her fellow Directors to succeed Greg.

At the 2025 AGM in April, we will see the retirement of three long-standing Directors in Greg Higham, Jane Crane and Justin Davies, who between them have contributed 27 years to the Board of GolfWA. Their contribution has been significant and we thank them sincerely for that contribution. ➡

Governance

Whilst it is a requirement of National Sporting Organisations to undertake an annual Governance Performance Cycle assessment, it is also a requirement of the Department of Local Government, Sport and Cultural Industries for State Sporting Organisations in WA to report against their governance maturity in line with the Sport Governance Standards (SGS) as set by the Australian Sports Commission.

Notwithstanding, GolfWA deems good governance to be of critical importance and is committed to our Board continually learning and improving in this area. GolfWA aims to achieve the highest level of maturity against SGS 6.5 which is defined as: "The organisation reports on governance outcomes at its AGM and in its annual report. They provide an 'If not, why not' statement as to why they have not met the Sport Governance Standard/s and outlines plans to meet the standard/s going forward".

Based on previous assessment by the DLGS&CI, GolfWA complies strongly with the 9 Principles of the Sport Governance Standards however continues to evaluate its performance on an annual basis. Thus arising from our annual review with DLGSC&I, several issues were addressed in 2024 to better meet these Principles, including: -

- Review of GolfWA's Board Charter
- Board members to undertake the Australian Sports Commission on-line Governance module "The Start Line"

Additionally, Board members undertook Sports Integrity Australia's National Integrity Framework training modules.

Finance

GolfWA recorded a surplus of \$115,000 as opposed to a budgeted deficit of \$354,785. Further details are provided in the Financial Commentary and Reports contained within this Annual Report.



*Murdoch University students
completing Community
Instructor accreditation*

Acknowledgements

With the continued growth of the game in WA and increased patronage at venues, the Board of GolfWA acknowledges the crucial role that our Member Clubs, Districts and Public Facilities play in hosting our vast range of events and programs and thus we extend our sincere appreciation to all of these bodies.

Volunteers are the lifeblood of all sports, including ours, and to those that assisted GolfWA directly such as our Rules Officials and junior event chaperones, or those club volunteers who offered their services at venues for GolfWA events, we express our sincere appreciation.

We also express our unwavering gratitude to all those volunteers that serve our Member Clubs in a vast array of duties and trust that you enjoyed your contribution.

To the Board of GolfWA and the various sub-committees, the members of which are detailed on page 5, we thank you for your considerable guidance, commitment and dedication to achieving the significant changes that have been stated on several occasion in this report in relation to the AGSSA as well as to serving golf in WA in general.

Whilst an autonomous body to GolfWA, we also thank the Trustees of the WA Golf Foundation, Jane Crane (Chair), Karen Caddy, Ian Crockett, Brendon Allanby, Mostyn Farmer and Grant Shortland-Jones for their work in driving funding and grant assessments.

Our Clubs & Facilities Committee continued to oversee the delivery of services provided to our Metropolitan clubs and facilities and by our Regional Club Support Officers to our regional areas. We see this service as one of considerable value for our clubs and facilities and also provides a mechanism for feedback to GolfWA in return.

The Strategic Projects Panel was instrumental in finalising the WA Government Engagement Strategy and has already been given some important projects for 2025.

In 2024, the Governance Committee finalised the formation of a Nominations Committee, oversaw the performance of our Investment Fund as well as advising the Board on matters surrounding policies, risk and financial performance.

With 2024 being the year of the 100th staging of the WA Open, the Business Development Committee's major focus was on ensuring that the event was a success from a budget perspective as well as broadcast and other metrics. As reported elsewhere in this report, those goals were achieved.

The Honours Committee continued to provide input to the Board in 2024 in the area of Golf Honours for important Awards such as the SportWest Awards and the Annual Golf Industry Awards as well as individual awards such as the Western Australian of the Year. I thank them again for their work in ensuring our leading contributors to our great game get the recognition they deserve. ➡

Sincere appreciation is extended to our major partners the Department of Local Government, Sport & Cultural Industries (DLGSC) and Healthway, as well as to Golf Australia. We also acknowledge the City of Mandurah/Visit Mandurah for their support of the WA Open.

To our major corporate sponsors Nexus Advisernet, Bowra & O'Dea, Aglime of Australia, Cobra Puma Golf, Drummond Golf, Europcar, KC Distributors, MiClub, Moore Australia and TripleM, we extend our sincere appreciation, and we acknowledge the PGA, GMA WA and the Superintendents Association of WA for their support throughout 2024.

Lastly, we must acknowledge our wonderful staff, for their significant contribution throughout the year. With the increase in delivery of services and events in 2024, coupled with the AGSSA

transition, their efforts are greatly appreciated. Reports on their areas of responsibility are covered in the following pages.

In 2025, there are several significant projects that GolfWA will undertake including continuing to bed down the AGSSA; working with clubs to implement the national core bundle project, a significant component of which is the transition to Golf Connect; improved office facilities for our staff and working with government to increase opportunities for and relationships with clubs and facilities

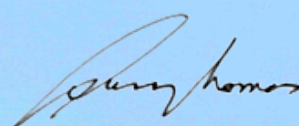
It will also no doubt be another year of growth in our sport and we look forward to working with our clubs and facilities, schools and other stakeholders to deliver on our overarching philosophy: Inspiring more Western Australians to participate in all forms of the great sport of golf. ♦



Emma Elliott
Chair



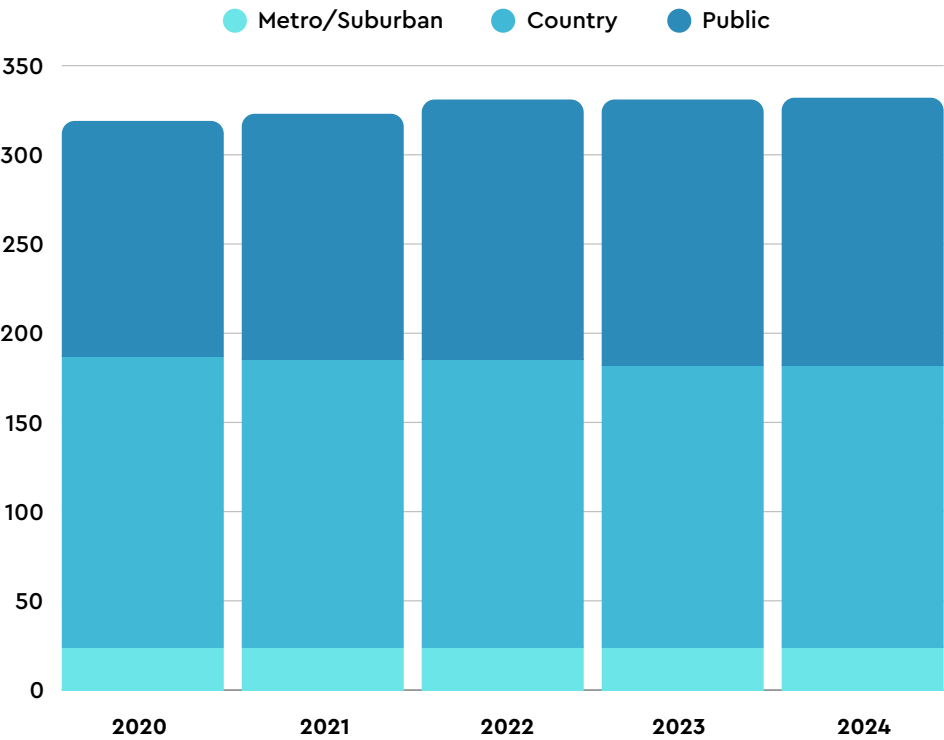

Gary Thomas
Chief Executive



Golf club membership levels

As referenced in the Chair and Chief Executive Report, membership numbers increased again in 2024, as summarised below. The upward trend over recent years is apparent.

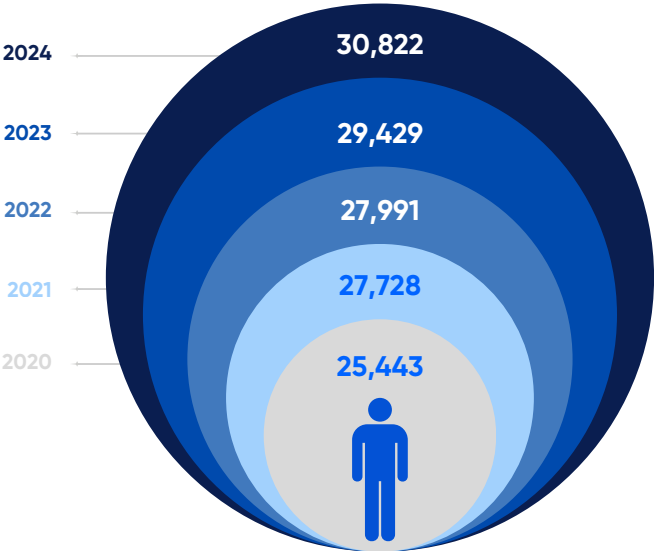
WA Golf Clubs



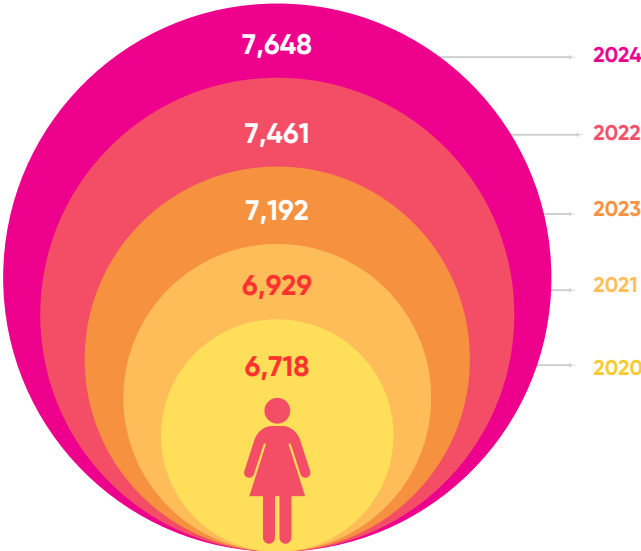
2024 Totals



Men's Club Membership Levels in WA, 2020-2024



Women's Club Membership Levels in WA, 2020-2024





Game Development and Participation

Another big year of GolfWA initiatives has played a key role in introducing thousands of Western Australians to golf, as well as enabling our most outstanding prospects to maximise their potential.

National and Healthway Programs

GolfWA continues to invest in the development of future golfers in all forms of the game through programs such as Healthway funded Crunch&Sip MyGolf in Schools program, Regional Roadshows and the GolfWA Junior Tour and Sport Australia's Sporting Schools.

As part of the national program, GolfWA delivered the Crunch&Sip MyGolf in Schools program to 83 metropolitan and regional schools, resulting in just under 22,000 exposures to golf. In addition, the following Golf Australia national introductory programs were conducted in WA by various clubs and facilities: -

- 42 (34 in 2023) MyGolf Centres (junior grassroots) operated with 2,637 participants (2,290 in 2023)
- 36 (21 in 2023) Get into Golf Centres (adult beginners) with 1,426 participants (907 in 2023)
- The Australian Junior Girls Scholarship Program retained 16 centres with 118 enrolments (101 enrolments in 2023)

The Sport Australia Sporting Schools program provides the opportunity to engage PGA professionals and Community Instructors to conduct coaching at a school or golf course offering another great pathway to participation. The Sporting Schools

initiative had great success with 66 programs (48 in 2023) and 7,377 participants (4,954 in 2023) experiencing golf through the initiative – a participation increase of 48.9%. This followed a 55% increase in 2022, clearly highlighting the success of the program.

The Regional Roadshows focused on taking MyGolf in Schools out to the regions to offer taster sessions to school students and then connecting them with clubs via free 'Come & Try' sessions. These sessions were also marketed through radio and social media advertisements to offer more exposure and promote healthy messaging. In 2024 our Regional Roadshows had 230 prospective golfers attend Come & Try clinics with PGA Professionals in their regional centres, almost doubling our 2023 interactions.

Below is an overview of the outcomes of each Regional Roadshow, not including the exposure we provide to golf in the regions in other ways. ➡

Region	Schools Visited	Participants	Come&Try Attendees
South-West (Busselton & Dunsborough)	5	725	59
South-West (Bunbury)	5	700	80
Pilbara (Karratha)	5	700	48
Great Southern (Denmark/Albany)	4	575	28
Goldfields (Esperance)	4	550	15
Goldfields (Kalgoorlie)	5	700	n/a

In 2025 we are excited to add Broome (Kimberley) and the Peel region to the rota to further expand our reach.

The 13th year of the Crunch&Sip GolfWA Junior Tour continued to offer the opportunity for girls and boys up to the age of 12 to participate in progressive competitions from 5-hole and 9-hole 'Tiger tees' through to modified stroke and Stableford.

We conducted 17 events in 2024 at a variety of metropolitan and regional courses with more than 1,000 total participants, averaging over 60 participants at each Junior Tour event – an increase of 9% on 2023. We also celebrated our highest attended event ever, with 88 participants at The Vines Golf & Country Club, surpassing the 2023 record of 82 at Royal Fremantle.

In addition to the Junior Tour, we continued the 'Tiger Tour' program, which specifically focuses on the 5-hole base-level events for the younger demographic. Participation levels increased by 16.7% per event on 2023.

Our goal to expand the number of events in 2024 met difficulties due to course access, however, we continued to explore other opportunities through the 'TeeMates' Golf Australia Initiative and will continue to increase our offering aligned to the demand for junior participation statewide.

Regional Servicing Grants

GolfWA was again successful in obtaining a Regional Servicing Grant (RSG) through the Department of Local Government for Sport and Cultural Industries (DLGSC) to drive and support a Regional Servicing Plan for the Pilbara, Gascoyne, Mid-West,

Wheatbelt, Peel, South-West, Great Southern and Goldfields regions. The RSGs delivered a range of programs including: -

- 7 x Community Instructor (CI) practical workshops leading to 35 newly accredited National Program Deliverers with practical experience
- Come & Try events for children, women only and adults leading to MyGolf and Get into Golf clinics and pathways to regular participation / club membership opportunities
- Quarterly Junior Development Clinics in Albany, Bunbury, Busselton, Esperance, Kalgoorlie, Katanning, Margaret River and Peel catchments.
- Funding 4-week beginner clinics to women and children (separate) in 12 different regional hubs to boost participation of the identified target populations

Talent Development Program (TDP)

Continuing from the growth of the TDP in 2023, 2024 maintained a two-tiered 'Academy' format. The year had a focus on short game skill development to test and challenge the 72 participating athletes, leading to self-reflection and learnings around their own games.

We were delighted to appoint PGA Professional Matthew Wolfe to lead and create continuity within the content of the program with support from our state coaches, Craig Bishop and Jess Speechley; PGA coaches Oliver Goss, Brett Rumford and Andrew Thomas; and High Performance Athletes Connor Fewkes, Amie Phobubpa and Erina Tan.

Our thanks to Wembley Golf Course and The Western Australian Golf Club for allowing us use of their fantastic facilities.

High Performance

In 2024, several of GolfWA's High Performance (HP) athletes turned professional, whilst others moved away to compete in the US collegiate golf system. As a result, it was a key year in providing opportunities for the next line of aspiring HP athletes to perform at open and junior amateur events within WA and interstate.

Some of the many outstanding achievements by our HP athletes throughout 2024 included: -

- Josiah Edwards won the Jack Newton International Junior Classic in NSW
- Spencer Harrison finished 2nd in the Golf Australia Boys' Order of Merit and 3rd at the Australian Junior Amateur Championship
- Josiah and Spencer both represented Australia in a Ryder Cup-style match against the USGA's National Junior Team. Josiah also represented Australia at the IMG Junior World Championships
- Ollie Marsh won Low Amateur honours at the 100th WA Open in a playoff against Zach Capelli
- Adam Baillie won the South West Open Pro-Am
- Isabella Leniartek became the first player since 2005 to win all three of GolfWA's junior 'majors' in a single season - the Cobra Puma Junior Championship; Drummond Golf Girls' Amateur Championship of WA; and the Drummond Golf 54-Hole Junior Classic
- Isabella also went undefeated in the Junior and Open-Age Interstate Teams Matches, winning all seven of her matches in the two events
- Abbie Teasdale, Connor Fewkes and Peter Bennett represented Australia in the Asia-Pacific Amateur Women's, Men's and Senior Teams respectively

Junior Interstate Series

The 2024 series was held at Gosnells Golf Club in April. The Boys' team won four, drew one and lost one of their six games, amassing 16 pts for and 8 against. They finished 2nd to NSW by half a point. The Girls' team also finished second, winning three of their five games with 13 pts for and 7 against. Their only loss came against Girls Champions, Queensland. Overall, the WA combined team finished a highly creditable 3rd place.

Girls: Halia Edwards (Gosnells), Isabella Leniartek (Mount Lawley), Aileen Sirait (Gosnells), Alice Tonts, (Mount Lawley), Chloe Veeran (Busselton)

Boys: Josiah Edwards (Team Captain, Gosnells), Spencer Harrison (Royal Perth), Nate Johnson (Joondalup), Ollie Marsh (Wanneroo), Mandeep Singh (Royal Fremantle)

Open Interstate Series

This was played at Southport Golf Club, Queensland, in May. WA's Men's team had wins against Tasmania and QLD, with the Women's team defeating Tasmania. Both teams tied with Victoria as WA finished 5th in the combined standings.

Women: Celine Chen (Joondalup), Ruby Cotton (Mount Lawley), Amanda Gan (Mount Lawley), Erina Tan (Mount Lawley), Abbie Teasdale (Royal Fremantle)

Men: Joseph Buttress (WAGC), Jordan Doull (Mount Lawley), Josiah Edwards (Gosnells), Connor Fewkes (Goldfields GC – Team Captain), Michael Hanrahan Smith (Cottesloe) ♦



Events & Tournaments

Mirroring the overall growth of golf in Western Australia, 2024 saw 6,998 golfers participate in all GolfWA tournaments, including pennants: a 1.36% growth on the previous year.

The most prestigious amateur titles on the GolfWA calendar are the Men's and Women's Amateur Championships of Western Australia, which in 2024 were played at The Western Australian Golf Club.

Amanda Gan (Mount Lawley) took home the Women's medallist honours over the 36-hole qualifying rounds, whilst Connor Fewkes (Goldfields) was victorious in the Men's equivalent, finishing the stroke play rounds on 10 under par.

As always, the match play rounds produced some exciting golf with Amanda Gan defeating Mount Lawley clubmate Ruby Cotton 4&3 and George Barclay (Joondalup) besting Spencer Harrison (Royal Perth) 5&3 in the respective Women's and Men's finals.

The Men's and Women's Senior Amateur Championships were played in March hosted by Rockingham Golf Club, with Cath Stolz (NSW) winning the women's title by 7 shots. The Men's title was won by Michael Lucas (Harvey GC) triumphing in a playoff over Paul Chappell (Hartfield GC).

The second week of the July school holidays saw our juniors head to Gosnells GC to compete in the Drummond Golf Junior Amateur Championship of WA. Isabella Leniartek (Mount Lawley) backed up her Cobra Puma title from the week before by taking out the Girl's title by an incredible 13 strokes.

The Boys' competition was a much closer affair, with Spencer Harrison (Royal Perth) holding off Declan Pereira (The Vines) to win by two shots.

The Aglime Australia State Sand Greens Championship attracted over 200 participants across four days of wonderful golf and fellowship at the outstanding Boyup Brook Golf Club. Adam Davey once again proved he is one of the very best country golfers ever produced in WA, winning the title for the sixth time, 30 years after his first victory in this event.

Plenty of interstate talent made the trip west to compete with a strong field of local talent for The Bowra & O'Dea Women's Classic, hosted by The Western Australian GC in late August. The event was won by Ella Scaysbrook (NSW), who prevailed in an exciting playoff over Jazy Roberts (VIC) after holing out from a greenside bunker for an eagle two. ➡



Adam Davey once again proved he is one of the very best country golfers ever produced in WA, winning the State Sand Greens for the sixth time - 30 years after his first victory in the championship.

The focus returned to junior golf in the October school holidays with the Drummond Golf 54-hole Junior Classic held at Capel GC, Dunsborough Lakes CC and Bunbury GC.

Ollie Marsh (Wanneroo) ran away with the Boys' title after shooting after an eight-under-par opening round. The Girls' title was won by Isabella Leniartek after a four-hole playoff with Aprileen Sirait (Gosnells) in what was a suitably dramatic conclusion to a high-quality junior golf season.

Isabella's win gave her a clean sweep of the three major junior titles in 2024 – the Drummond Golf State Junior Amateur, the Cobra Puma Junior Championship and the Drummond Golf 54-Hole Junior Classic – making her the first person since Kristie Smith in 2005 to complete the treble.

The 2024 season culminated with the Mini Golf Championship of WA. The competition was played in a different format this year with only a state final held at Wembley GC in November. Divisions consisted of adult, junior and All Abilities, with the competition being played in pairs with no age or gender barriers making it GolfWA's most inclusive and accessible competition. Father-and-son team Mark and Jovi Gibson claimed the title after a four-team, three-hole playoff.

Pleasingly, several GolfWA events that struggled to draw significant fields in 2023 saw increased registrations in 2024 thanks to targeted marketing campaigns. Of note, the State Foursomes' field increased from 35 pairs to 53, with the Drummond Golf 54-Hole Junior Classic field increasing from 80 to 105 competitors. ♦



State Junior champions Spencer Harrison and Isabella Leniartek

2024 Honours Board

Tournament	Venue	Winner/s	Runner/s Up
WA Open	Mandurah CC	Elvis Smylie	Jak Carter
WA Open All Abilities	Mandurah CC	Lochie Smith	Mark Mosbach
WA Women's Amateur Championship	WAGC	Amanda Gan	Ruby Cotton
WA Men's Amateur Championship	WAGC	George Barclay	Spencer Harrison
Bowra & O'Dea 72-Hole Women's Classic	WAGC	Ella Scaysbrook	Jazy Roberts
Ivie Temperley Consistency	WAGC	Celine Chen	Amie Phobubpa
Paxton Averages	WAGC	Jordan Doull	Joseph Owen
Drummond Golf Junior Boys' Amateur	Gosnells GC	Spencer Harrison	Declan Pereira
Drummond Golf Junior Girls' Amateur	Gosnells GC	Isabella Leniartek	Aprileen Sirait
Cobra Puma Junior Championship - Boys	Royal Fremantle	Ben Cranny	Krishav Sheth
Cobra Puma Junior Championship - Girls	Royal Fremantle	Isabella Leniartek	Zoe Grace Ong
Senior Amateur - Men's	Rockingham GC	Michael Lucas	Paul Chappell
Senior Amateur - Women's	Rockingham GC	Cath Stolz	Marion Nelson
Foursomes Amateur - Women's	The Vines G&CC	Sophie Williams & Amie Phobubpa	Celine Chen & Isabella Leniartek
Foursomes Amateur - Men's	The Vines G&CC	Liam Sullivan & Declan Pereira	Damien McDade & Gerardo De Leon
Regional Seniors	Katanning CC	Viv Camerer	Jenny Davidson
Provincial Tournament	Augusta GC	Sally Carey	Jo Jones
Rural Bronze	Northam CC	Yen Pover	Robyn Richards
Aglime State Sand Greens	Boyup Brook GC	Adam Davey	Rodney Shemeld
Drummond Golf Men's Country Foursomes	The Vines G&CC	Bailey Hampson & Tim Gilotti	Rodney Shemeld & Simon Gil Jones
Drummond Golf Men's Country Champion	Wanneroo GC	Bailey Hampson	Danny Ennor
Drummond Golf Women's Country Week Bronze	The Vines G&CC /Gosnells GC	Jane Dudley	Rhonda Davies
Drummond Golf Women's Country Week Silver	The Vines G&CC /Gosnells GC	Lisa Wake	Annette Harbron
Drummond Golf 54-Hole Junior - Boys	Capel/Bunbury/Dunsborough Lakes	Ollie Marsh	Spencer Harrison
Drummond Golf 54-Hole Junior - Girls	Capel/Bunbury/Dunsborough Lakes	Isabella Leniartek	Aprileen Sirait
Mini Golf Championship of WA	Wembley GC	Mark & Jovi Gibson	Ross Nagle & John Taylor



WA Golf Foundation

Whilst an autonomous body, the WA Golf Foundation is a crucial component of supporting golf in WA as it is able to fund programs, particularly in regional areas, that GolfWA and the PGA are not always able to service directly.

In 2024 the WAGF continued to support a wide range of programs across WA with 18 programs totalling \$65,500 in requested funding being approved. This brings the total number of approved funded programs to 206 since the Foundation's inception with total funding pledged/paid now amounting to \$935,000.

Of the 18 programs funded, 15 were for regional areas stretching from Exmouth to Kalgoorlie and Leinster, throughout our Wheatbelt and into the South West. These programs consisted of core initiatives to attract more beginners to the game, particularly women and juniors, as well as delivering Community Instructor Programs.

Growing the number of Community Instructors in a state as vast as ours is vitally important in order to deliver coaching to areas where, as stated above, GolfWA and the PGA cannot always service directly.

Pictured below, one of the new initiatives



funded was a Clontarf Academy Indigenous Program based at Coondanup College, which was delivered by Mandurah Country Club in Term 3. The College works with the Academy to develop the students and keep them engaged in their education.

Initially 16 children enrolled and, due to the popularity of the program, it was extended into Term 4 and Mandurah Country Club has committed to a full year of programs in 2025.

The WA Golf Foundation and GolfWA again contributed financially to the Australian Golf Foundation (along with all other state and national golfing bodies) to help fund the AGF's Junior Girls Scholarship Program, which in 2024 had 1191 Junior Girls Scholarships granted nationally. In WA, as per 2023, 16 clubs conducted Scholarship programs with 118 girls receiving scholarships. Since its inception in 2021, 315 girls have benefitted from this initiative in WA.

The Trustees again extend their appreciation to all those clubs and individual members who participated in the 'Will You Chip In?' program, as well as the members of The Gallery, who again contributed significantly. ♦





Exmouth Golf Club's 'Golf & Giggles' event introduced 36 women to the joys of social golf

Finance

Changes to financial reporting in 2024

During the financial year, Golf Western Australia Incorporated (GolfWA) entered into an Australian Golf State Services Agreement (AGSSA) with Golf Australia Limited (Golf Australia) effective from 1 July 2024. Under this agreement, all operational activities within Western Australia were transferred to Golf Australia to perform on GolfWA's behalf, in line with agreed service levels. In addition, GolfWA employees became employees of Golf Australia.

This change has impacted the way the financials of GolfWA have been recorded, since July 1, 2024, and as such the way they are presented in this annual report. Specifically, the key impacts of this transition from a financial perspective are: –

- Grant income and GolfWA state affiliation are first recognised in GolfWA accounts and then (for the period of the agreement) transferred to Golf Australia as "Australia Golf State Services fee";
- Event and sponsorship income from July 1, 2024 is transacted into Golf Australia; and
- All operational costs associated with the execution of programs and events are transacted in Golf Australia.

The figures presented in pages 28-41 of the Annual Report reflect the reported financial performance and financial position of GolfWA as prepared in line with Australian Accounting Standards and have been independently audited. **Note 7** (page 39) should be referred to as it gives more detailed information on the treatment of

GolfWA accounts once the AGSSA came into effect.

To enable a full year comparison of activities an 'Adjusted' Statement of Surplus or Loss and Other Comprehensive Income (Profit and Loss) has been prepared to outline how the GolfWA accounts would have been presented, had GolfWA continued to record the transactions in their own accounts.

Financial performance

GolfWA reported a 2024 operating surplus of \$115,004 (2023: \$53,339) within the statement of surplus or loss and other comprehensive income and strengthened its net current asset and net asset Position. Key factors driving the 2024 financial performance and financial position have been detailed below.

Income and Expenditure

'Adjusted' income of \$2,105,975 is 13% higher than last year due to: an increase in membership numbers (Affiliation Fees \$84,193 increase) as mentioned on page 15; an improved WA Open result (\$94,517 gain on the 2023 result), improved investment portfolio performance (\$32,562 increase in unrealised gains) and an increase in funding & grants (\$20,000).

'Adjusted' expenditure of \$1,990,970 is \$183,881 higher than last year. The most significant driver of this relates to the rise in employment costs which reflects an investment in new roles in the areas of government relations and club support, in addition to wage increases

inclusive of the compulsory statutory superannuation increase.

Other expenditure categories have largely remained consistent year-on-year.

Balance Sheet

The association has maintained its strong financial position with an increase in both net current assets and net assets.

Cash assets increased \$855,796 predominately as a result of affiliation and other revenues received but yet to be paid to Golf Australia Limited as an Australian Golf State Services Fee (reflected also in the higher Trade Creditors balance).

Total assets increased by \$267,129, with the above mentioned increase in cash assets offset by a \$197,931 decrease in Receivables and \$461,024 decrease in Prepayments and deposits (mainly being unwinding of the prior year prepayment for Golf Australia Affiliation Fees).*

Total liabilities increased by \$152,124, mainly due to an \$864,926 increase in trade creditors, \$224,235 reduction in payroll liabilities (as Golf Australia assumed employment of all Golf WA employees) and a \$462,588 decrease in income received in advance (relating to the revenue recognition of Affiliation Fees received in advance in the prior year).*

Total liabilities at the end of the year are \$152,124 higher than the same time last year, predominately as a result of the increase in the Trade Creditors balance (refer above comment in relation to the Australian Golf State Services Fee owing to GA). This higher Trade Creditors balance is offset by the reduction to nil of Employment-related liabilities (which are as a result of the GolfWA employees moving to GA) and lower Income received in advance (also as a result of the transition).

The association remains sufficiently able to meet its obligations as they fall due. ♦

** Refer to Note 7 on page 39 for further information with respect to the specific line items responsible for the movement.*



Financial Statements

Golf Western Australia Incorporated

ABN 58 595 303 522

Golf Western Australia Incorporated
Board report
31 December 2024

Board report

The Board presents their report on Golf Western Australia Incorporated for the year ended 31 December 2024.

Principal activities

The principal activity of Golf Western Australia Incorporated is to act as the peak and controlling body for the advancement, conduct, promotion, management, encouragement and administration of amateur golf, in any form, throughout Western Australia for all categories of membership.

Review of operations

The surplus from ordinary activities amounted to \$115,004 (2023: \$53,339).

Significant changes in the state of affairs

During the period, Golf Western Australia Incorporated entered into an agreement (the "Australian Golf State Service Agreements") with Golf Australia Limited pursuant to which the parties agreed that Golf Australia Limited will provide particular services, as specified in the Australian Golf State Services Agreements, for the benefit of Golf Western Australia Limited and the members which Golf Western Australia Limited had previously provided directly to its members.

Under the agreement, all operational activities (excluding management of the Golf Western Australia Incorporated assets such as property and investment portfolio) have been transferred to Golf Australia Limited to execute in line with the agreement service terms and conditions. From a financial perspective, all assets, liabilities, revenues and expenses associated with providing these services have been transferred to Golf Australia Limited, and as such are no longer represented in detail within the Golf Western Australian Financial statements – effective from 1 July 2024. The net impact of the transaction is represented as a Australian Golf state services fee in the Statement of surplus or loss and other comprehensive income.

Event since the end of the financial year

No matter or circumstance has arisen since 31 December 2024 that has significantly affected the association's operations, results or state of affairs, or may do so in future years.

Likely developments and expected results of operations

The members envisage there will be no significant changes to the operations of Golf Western Australia Incorporated.

Environmental regulation

The Association is not affected by any significant environmental regulation in respect of its operations.

Insurance of officers and indemnities

(a) Insurance of officers

During the financial year, Golf Western Australia Incorporated paid insurance premiums in respect of Board members' and Officers' Liability and legal expenses insurance contracts for the year ended 31 December 2024. Such insurance contracts insure against certain liability (subject to specific exclusions) for persons who are or have been members or executive officers of Golf Western Australia Incorporated.

The Board members have not included details of the nature of the liabilities covered or the amount of the premium paid in respect of the Board members' and Officers' Liability and legal expenses or insurance contracts, as such disclosure is prohibited under the terms of the contract.

Golf Western Australia Incorporated
Board report
31 December 2024

Insurance of officers and indemnities (continued)

(b) Indemnity of auditors

Golf Western Australia Incorporated has not, during or since the end of the financial year, indemnified or agreed to indemnify the auditor of the Association or any related entity against a liability incurred by the auditor.

During the financial year, Golf Western Australia Incorporated has not paid a premium in respect of a contract to insure the auditor of Golf Western Australia Incorporated or any related entity.

Proceedings on behalf of the association

No person has applied for leave to bring proceedings on behalf of the Golf Western Australia Incorporated, or to intervene in any proceedings to which the Golf Western Australia Incorporated is a party, for the purpose of taking responsibility on behalf of the Golf Western Australia Incorporated for all or part of those proceedings.

No proceedings have been brought or intervened in on behalf of the Golf Western Australia Incorporated with leave of a court.

Benefits Received

In the opinion of the Board of Golf Western Australia Incorporated:

(a) During the year ended 31 December 2024 no:

- (i) officer of the Association;
- (ii) firm of which the officer is a member; or
- (iii) body corporate in which the officer has a substantial financial interest,

has received or become entitled to receive a benefit as a result of a contract between the officer, firm or body corporate and the Association; and

(b) during the year ended 31 December 2024 no officer of the Association received directly or indirectly from the Association any payment or other benefit of a pecuniary value.

This report is made in accordance with a resolution of Members of the Board:



Emma Elliot
 Chair
 18 March 2025



Eric Hall
 Director

Golf Western Australia Incorporated

ABN 58 595 303 522

Financial report - 31 December 2024

Contents

	Page
Financial statements	
Statement of surplus or loss and other comprehensive income	31
Statement of financial position	32
Statement of cash flows	33
Notes to the financial statements	34
Statement by the Board	43
Independent auditor's report to the members	44

These financial statements are the financial statements of Golf Western Australia Incorporated as an individual entity.

The financial statements are presented in Australian dollars (\$) which is Golf Western Australia Incorporated's functional and presentation currency.

All amounts disclosed in the financial statements and notes have been rounded off to the nearest dollar unless otherwise stated.

Golf Western Australia Incorporated is an association incorporated and domiciled in Australia. Its registered office and principal place of business is:

Golf Western Australia Incorporated
Suite 1/5 49 Melville Parade,
South Perth, WA 6151

A description of the nature of the entity's operations and its principal activities is included in the Board's report on pages 28 and 29, which is not part of these financial statements.

The financial statements were authorised for issue by the Board on 18 March 2025. The Board members have the power to amend and reissue the financial statements.

Golf Western Australia Incorporated
Statement of surplus or loss and other comprehensive income
For the year ended 31 December 2024

	Notes	2024 \$	2023 \$
Income			
Affiliation fees		1,193,459	1,109,266
Event income		46,153	218,328
Funding and grants	3	436,500	434,000
Sponsorship		15,969	110,502
WA Open		—	(143,161)
Other income	4	76,903	61,084
Other gains/(losses) - net	5	64,464	31,902
Rent receivable & outgoings		39,114	38,508
Total Income		1,872,562	1,860,429
EXPENDITURE			
Competition expenses		33,977	160,150
Travel, accommodation, meals and allowances		119,238	214,167
Game development		217,168	47,453
High performance		73,168	87,516
Accounting & audit		217	9,390
Bank fees & charges		1,728	4,116
Computing & IT support		17,796	32,700
Electricity		1,490	2,991
Employment		582,822	1,036,887
Insurance		15,312	29,353
Office maintenance, cleaning & storage		7,371	12,014
Promotion & marketing		11,721	36,684
Rates, taxes and levies	6	31,530	32,761
Staff amenities		1,152	3,105
Australia Golf State Services Fee	7	596,729	—
Stationery, printing & postage		2,714	6,489
Sundry administration expenses		3,827	22,923
Sundry operating expenses		3,484	27,103
Telephone		5,367	10,206
Depreciation		19,180	21,188
Investment expenses		11,567	9,894
Total Expenditure		1,757,558	1,807,090
OPERATING SURPLUS		115,004	53,339

The above statement of surplus or loss and other comprehensive income should be read in conjunction with the accompanying notes.

Golf Western Australia Incorporated
Statement of financial position
As at 31 December 2024

	Notes	2024 \$	2023 \$
CURRENT ASSETS			
Cash assets	8	1,770,746	914,950
Receivables		10,164	208,095
BAS recovery		56,324	26,135
General inventory		—	12,768
Prepayments and deposits		9,106	470,130
Financial assets at fair value through profit or loss	9	807,254	740,976
NON CURRENT ASSETS			
Property, plant and equipment	10	727,726	741,137
Investment property (Labouchere Road)	11	450,000	450,000
TOTAL ASSETS		3,831,320	3,564,191
CURRENT LIABILITIES			
Trade creditors	7	873,861	8,935
Payroll liabilities		—	224,235
Superannuation		—	8,290
Income received in advance		32,289	494,877
Accrued expenditure		1,864	19,553
Total Liabilities		908,014	755,890
NET ASSETS		2,923,306	2,808,301
MEMBERS FUNDS			
Retained earnings		2,804,706	2,789,907
Current year earnings	12	77,190	14,798
Building revaluation reserve	13	(190,000)	(190,000)
Labouchere Road reserve	14	231,410	193,596
		2,923,306	2,808,301

The above statement of financial position should be read in conjunction with the accompanying notes.

Golf Western Australia Incorporated
Statement of cash flows
For the year ended 31 December 2024

	Notes	2024 \$	2023 \$
Cash flows from operating activities			
Receipts from membership fees		900,678	1,117,439
Receipts from event income		47,140	75,167
Receipts from grant income	3	436,500	434,000
Receipts from other income		53,017	149,010
Interest received		62,534	38,414
Payments to suppliers and employees	7	(638,304)	(1,818,868)
Net cash flows from operating activities		861,565	(4,838)
-			
Cash flows from investing activities			
Purchase of property, plant and equipment		(5,769)	(9,059)
Net cash flows from investing activities		(5,769)	(9,059)
-			
Cash flows from financing activities		-	-
Net cash flows from financing activities		-	-
Net increase/(decrease) in cash and cash equivalents		855,796	(13,897)
Cash and cash equivalents at beginning of period		914,950	928,847
Cash and cash equivalents at end of period	8	1,770,746	914,950

The above statement of cash flows should be read in conjunction with the accompanying notes.

Contents of the notes to the financial statements

	Page
1 Summary of material accounting policies	35
2 Critical estimates and judgements	38
3 Funding and grants	38
4 Other income	38
5 Other gains/(losses) - net	39
6 Rates, taxes and levies	39
7 Australian Golf State Services Agreement	39
8 Cash assets	40
9 Financial assets at fair value through the profit and loss	40
10 Property, plant and equipment	40
11 Investment property	41
12 Members funds	41
13 Building reserve valuation	41
14 Labouchere Road reserve	42
15 Contingencies	42
16 Commitments	42
17 Events occurring after the reporting period	42

Golf Western Australia Incorporated
Notes to the financial statements
31 December 2024

1 Summary of material accounting policies

This note provides a list of all material accounting policies adopted in the preparation of these financial statements. These policies have been consistently applied to all the years presented, unless otherwise stated. The financial statements are for Golf Western Australia Incorporated (the "Association").

(a) Basis of preparation

(i) Special purpose financial report

In the Board's opinion, the Association is not a reporting entity because there are no users dependent on general purpose financial reports.

This is a special purpose financial report that has been prepared in order to satisfy the financial reporting requirements of the Associations Incorporation Act 2015 (WA) and the Association's constitution.

The financial report has been prepared in accordance with the recognition and measurement principles of all applicable Australian Accounting Standards and Interpretations issued by the Australian Accounting Standards Board and the other mandatory professional requirements in Australia. It contains the disclosures that are considered necessary by the Board to meet the needs of the members. Golf Western Australia Incorporated is a not-for-profit entity for the purpose of preparing the financial statements.

(ii) Historical cost convention

The financial statements have been prepared on a historical cost basis, unless otherwise stated.

(iii) Comparatives

Where necessary, comparative information has been reclassified and repositioned for consistency with current year disclosures.

(b) Revenue recognition

Revenue is recognised at the fair value of consideration received or receivable. Amounts disclosed as revenue are net of taxes paid. The following specific recognition criteria must also be met before revenue is recognised:

(i) Affiliation fees

Affiliation and member fees are recognised as revenue as performance obligations are met and the service is rendered to members throughout the year.

(ii) Grant income

Where grants are received with specific performance obligations attached to the income, the entity recognises revenue when (or as) it satisfies a performance obligation. Where other income is received without obligation, revenue is recognised in the year in which it is received."

(iii) Tournament & events revenue

Tournament income is recognised at the time the tournament is held. Prepaid event entry fees, event sponsorship and ticket sales are recognised as income in advance until the event occurs.

(iv) Interest income

Interest income is recognised as interest accrues using the effective interest method. This is a method of calculating the amortised cost of a financial asset and allocating the interest income over the relevant period using the effective interest rate, which is the rate that exactly discounts estimated future cash receipts through the expected life of the financial asset to the net carrying amount of the financial asset.

(v) Dividend income

Dividend income is recognised when the cash is received.

1 Summary of material accounting policies (continued)

(c) Financial assets at fair value through profit or loss

All recognised financial assets are subsequently measured in their entirety at either amortised cost or fair value, depending on the classification of the financial assets.

Classification

On initial recognition, the entity classifies its financial assets into the following categories, those measured at:

- Amortised cost
- Fair value through profit or loss – FVTPL

Financial assets are not reclassified subsequent to their initial recognition unless the entity changes its business model for managing financial assets.

Amortised cost

Assets measured at amortised cost are financial assets where:

- The businesses model is to hold assets to collect contractual cash flows;
- The contractual terms give rise on specified dates to cash flows that are solely payments of principal and interest on the principal amount outstanding

The entity's financial assets measured at amortised cost comprise trade and other receivables and cash and cash equivalents in the statement of financial position. Subsequent to initial recognition, these assets are carried at amortised cost using the effective interest rate method less provision for impairment. Interest income, foreign exchange gains or losses and impairment are recognised in profit or loss. Gain or loss on derecognition is recognised in profit or loss.

Financial assets through profit or loss

All financial assets not classified as measured at amortised cost as described above are measured at FVTPL. Net gains or losses, including any interest or dividend income are recognised in profit or loss.

Impairment of financial assets

Impairment of financial assets is recognised on an expected credit loss (ECL) basis.

(d) Income tax

Golf Western Australia Incorporated is exempted from income tax under section 50-45 of the *Income Tax Assessment Act 1997*. Golf Western Australia Incorporated assesses and determines its exemption on an annual basis in accordance with relevant legislation.

(e) Cash and cash equivalents

For the purpose of presentation in the statement of cash flows, cash and cash equivalents includes cash on hand, deposits held at call with financial institutions, other short-term, highly liquid investments with original maturities of three months or less that are readily convertible to known amounts of cash and which are subject to an insignificant risk of changes in value.

Golf Western Australia Incorporated
Notes to the financial statements
31 December 2024

1 Summary of material accounting policies (continued)

(f) Trade receivables

Trade receivables are recognised initially at fair value and subsequently measured at amortised cost, less loss allowance. Trade receivables are due for settlement no more than 30 days from the date of recognition.

Collectability of trade receivables is reviewed on an ongoing basis. Debts which are known to be uncollectible are written off. A provision for doubtful receivables is established when there is objective evidence that Golf Western Australia Incorporated will not be able to collect all amounts due according to the original terms of receivables. The amount of the provision is the difference between the asset's carrying amount and the present value of estimated future cash flows, discounted at the original effective interest rate. Cash flows relating to short-term receivables are not discounted if the effect of discounting is immaterial. The amount of the change to the provision is recognised in the Statement of surplus or loss and other comprehensive income.

(g) Property, plant and equipment

Property, plant and equipment is measured on the cost basis and are therefore carried at cost less accumulated depreciation and any accumulated impairment losses. The depreciable amount of all fixed assets are depreciated over the useful lives of the assets of Golf Western Australian Incorporated commencing from the time the asset is held ready for use.

The assets' residual values and useful lives are reviewed and adjusted, if appropriate, at the end of each reporting period.

Buildings are carried at fair value. The Buildings were revalued in July 2022. The difference between the current valuation and carried value immediately before valuation, have been recognised in equity.

(h) Investment property

The entity owns a freehold office building (Labouchere Road) that is held to earn long-term rental income and for capital appreciation. The property is not occupied by the entity. The property is carried at fair value which is determined by external, independent and qualified valuers. The property was last valued in July 2022. The revaluation gains and losses are recognised as income and then transferred from members funds to the Labouchere Road Reserve in equity.

(i) Trade and other payables

These amounts represent liabilities for goods and services provided to the Association prior to the end of financial year which are unpaid. The amounts are unsecured and are usually paid within 30 days of recognition. Trade and other payables are presented as current liabilities unless payment is not due within 12 months from the reporting date. They are recognised initially at their fair value and subsequently measured at amortised cost using the effective interest method.

Where trade payables are settled via electronic cash transfer, they are derecognised when the association has no ability to withdraw, stop or cancel the payment, has lost the practical ability to access the cash as a result of the electronic payment instruction and the risk of a settlement not occurring is insignificant.

(j) Goods and services tax (GST)

Revenues, expenses and assets are recognised net of the amount of associated GST, unless the GST incurred is not recoverable from the taxation authority. In this case it is recognised as part of the cost of acquisition of the asset or as part of the expense.

Receivables and payables are stated inclusive of the amount of GST receivable or payable. The net amount of GST recoverable from, or payable to, the taxation authority is included with other receivables or payables in the Statement of financial position.

Cash flows are presented on a gross basis. The GST components of cash flows arising from investing or financing activities which are recoverable from, or payable to the taxation authority, are presented as operating cash flows.

2 Critical estimates and judgements

The preparation of financial statements requires the use of accounting estimates which, by definition, will seldom equal the actual results. Management also needs to exercise judgement in applying the Association's accounting policies.

(a) Significant estimates and judgements

Estimates and judgements are continually evaluated. They are based on historical experience and other factors, including expectations of future events that may have a financial impact on the entity and that are believed to be reasonable under the circumstances.

(b) Critical accounting estimates and assumptions

The preparation of financial statements requires the use of certain critical accounting estimates. It also requires management to exercise its judgement in the process of applying the Association's accounting policies. There are no areas involving a higher degree of judgment or complexity, or areas where assumptions and estimates are significant to the financial statements.

3 Funding and grants

	2024	2023
	\$	\$
Funding & Grants		
DLGS&CI Annual Funding	275,000	265,000
DLGS&CI Regional Servicing Grant	50,000	40,000
Healthway Funding	94,000	94,000
Golf Australia Limited Funding	17,500	35,000
	436,500	434,000

4 Other income

	2024	2023
	\$	\$
Other Income		
Interest received	70,900	54,348
Dividends	5,016	6,736
Sundry income	987	—
	76,903	61,084

Investment portfolio assets (Integro Hub24 Investment Account) were previously presented within cash and cash equivalents but are now presented separately as financial assets at fair value through profit or loss. The comparative amounts have been updated to reflect this, with \$740,976 previously presented as cash and cash equivalents now presented within financial assets at fair value through profit or loss (Note 9). Furthermore, \$31,902 previously presented as part of interest income in the Statement of surplus or loss and other comprehensive income have been reclassified to fair value gains on financial assets at fair value through profit or loss (Note 5).

Golf Western Australia Incorporated
Notes to the financial statements
31 December 2024

5 Other gains/(losses) - net

	2024	2023
	\$	\$
Other gains/(losses) - net		
Net fair value gains on financial assets at fair value through profit or loss	64,464	31,902

6 Rates, taxies and levies

	2024	2023
	\$	\$
Rates, Taxes and Levies		
Rates, Taxes and Levies - Melville Parade	15,714	14,758
Rates, Taxes and Levies - Labouchere Road	14,144	12,140
Property Management - Labouchere Road	1,672	5,863
	31,530	32,761

7 Australian Golf State Services Agreement

During the period, Golf Western Australia Incorporated entered into an agreement (the "Australian Golf State Service Agreements") with Golf Australia Limited pursuant to which the parties agreed that Golf Australia Limited will provide particular services, as specified in the Australian Golf State Services Agreements, for the benefit of Golf Western Australia Limited and the members which Golf Western Australia Limited had previously provided directly to its members.

Under the agreement, all operational activities (excluding management of the Golf Western Australia Incorporated assets such as property and investment portfolio) have been transferred to Golf Australia Limited to execute in line with the agreement service terms and conditions. From a financial perspective, all assets, liabilities, revenues and expenses associated with providing these services have been transferred to Golf Australia Limited, and as such are no longer represented in detail within the Golf Western Australian Financial statements – effective from 1 July 2024. The net impact of the transaction is represented as a state services fee in the Statement of surplus or loss and other comprehensive income.

Impact to financial statements

Statement of surplus or loss and other comprehensive income - The Australia Golf State Services Fee is included as an expense for \$596,729 (2023: Nil).

Statement of financial position - This amount was owing to Golf Australia Limited as at 31 December 2024 as is the primary reason for the increase in Trade Creditors as compared to than the previous corresponding period. It is also the primary reason for Cash assets being higher at 31 December 2024 than the previous corresponding period.

Statement of cash flows - This variance is also reflected in the lower payments to suppliers contained within Cash flows from operating activities.

Golf Western Australia Incorporated
Notes to the financial statements
31 December 2024

8 Cash assets

	2024	2023
	\$	\$
Cash assets		
ANZ Classic Account	706,365	13,543
ANZ Savings Account	680,405	567,039
Labouchere Road Term Deposit	245,027	234,362
Labouchere Road Capital Fund	126,383	99,234
NAB Everyday Account	12,566	—
Petty Cash	—	772
	1,770,746	914,950

9 Financial assets at fair value through the profit or loss

	2024	2023
	\$	\$
Financial assets at fair value through profit or loss		
Integro Hub24 Investment Account	807,254	740,976

10 Property, plant and equipment

	2024	2023
	\$	\$
Building - Melville Parade as valued	710,000	710,000
Improvements to Offices	124,239	124,239
Accumulated depreciation	(124,239)	(124,239)
	710,000	710,000
Computers and Equipment	92,404	89,391
Accumulated depreciation	(92,404)	(87,483)
	—	1,908
Furniture & Fittings	113,789	111,033
Accumulated depreciation	(111,032)	(96,773)
	2,757	14,260
Perpetual Trophies	14,969	14,969
Total property, plant and equipment	727,726	741,137

Golf Western Australia Incorporated
Notes to the financial statements
31 December 2024

11 Investment property

	2024	2023
	\$	\$
Building - Labouchere Road as valued	450,000	450,000

The entity owns a freehold office building (Labouchere Road) that is held to earn long-term rental income and for capital appreciation. The property is not occupied by the entity. The property is carried at fair value which is determined by external, independent and qualified valuers. The property was last valued in July 2022. The revaluation gains and losses are recognised as income and then transferred from members funds to the Labouchere Road reserve in equity.

The property at Labouchere Road was previously presented as part of property, plant and equipment but is now shown separately as investment property. Therefore, \$450,000 that was previously presented within property, plant and equipment has been reclassified to investment property for the comparative period. \$140,000 previously recorded within the asset revaluation reserve has now been transferred to the Labouchere Road reserve, via the members surplus account, reducing the Labouchere Road reserve balance accordingly for the comparative period.

12 Members funds

	2024	2023
	\$	\$
Net Surplus Year to Date	115,004	53,339
Transfer to Labouchere Road Reserve	(37,814)	(38,541)
Current Year Earnings	77,190	14,798

13 Building reserve revaluation

	2024	2023
	\$	\$
Melville Parade		
Revaluation of Buildings May 31, 2016	865,000	865,000
Less Opening Balance of Buildings May 1, 2016	900,000	900,000
Balance as at May 31, 2016	(35,000)	(35,000)
 Revaluation of Buildings July 31, 2022	 710,000	 710,000
Less Opening Balance of Buildings July 1, 2022	865,000	865,000
Balance as at July 31, 2022	(155,000)	(155,000)
 Total revaluation reserve	 (190,000)	 (190,000)

14 Labouchere Road reserve

	2024	2023
	\$	\$
Labouchere Road Valuation		
Revaluation of Buildings May 31, 2016	540,000	540,000
Less Opening Balance of Buildings May 1, 2016	590,000	590,000
Balance as at May 31, 2016	(50,000)	(50,000)
Revaluation of Buildings July 31, 2022	450,000	450,000
Less Opening Balance of Buildings July 1, 2022	540,000	540,000
Balance as at July 31, 2022	(90,000)	(90,000)
Total revaluation reserve	(140,000)	(140,000)
Labouchere Road Reserve		
Opening Balance	333,596	295,055
Add Transfers YTD	37,814	38,541
Closing Balance	371,410	333,596
Less Revaluation	(140,000)	(140,000)
Reserve Balance	231,410	193,596

The Labouchere Road reserve was established with a view to fund any future development of Golf Western Australia Incorporated offices, whether that was refurbishments or purchasing of new offices should our current office become not fit for purpose.

15 Contingencies

The Association had no contingent liabilities at 31 December 2024 (2023: \$nil).

16 Commitments

The Association had no capital commitments at 31 December 2024 (2023: \$nil).

17 Events occurring after the reporting period

No matter or circumstance has occurred subsequent to year end that has significantly affected, or may significantly affect, the operations of the Association, the results of those operations or the state of affairs of the Association or economic entity in subsequent financial years.

Golf Western Australia Incorporated
Statement by the Board
31 December 2024

As stated in note 1(a) to the financial statements, in the Board's opinion, the Association is not a reporting entity because there are no users dependent on general purpose financial reports. The special purpose financial report has been prepared in accordance with Accounting Standards and mandatory professional reporting requirements to the extent described in note 1.

In the Board's opinion:

- (a) the financial statements and notes set out on pages 31 to 43 are in accordance with:
 - (i) complying with Accounting Standards and other mandatory professional reporting requirements,
 - (ii) giving a true and fair view of the Association's financial position as at 31 December 2024 and of its performance for the financial year ended on that date, and
- (b) there are reasonable grounds to believe that Golf Western Australia Incorporated will be able to pay its debts as and when they become due and payable.

This declaration is made in accordance with a resolution of the Board.



Emma Elliot
Chair
18 March 2025



Eric Hall
Director



Independent auditor's report

To the members of Golf Western Australia (Inc.)

Our opinion

In our opinion the accompanying financial report of Golf Western Australia (Inc.) (the Entity) for the year ended 31 December 2024 is prepared, in all material respects, in accordance with Australian Accounting Standards to the extent described in Note 1 of the financial report.

What we have audited

The financial report comprises:

- the statement of financial position as at 31 December 2024
- the statement of cash flows for the year then ended
- the statement of surplus or loss and other comprehensive income for the year then ended
- the notes to the financial statements, including material accounting policy information and other explanatory information
- the statement by the Board.

Basis for opinion

We conducted our audit in accordance with Australian Auditing Standards. Our responsibilities under those standards are further described in the *Auditor's responsibilities for the audit of the financial report* section of our report.

We believe that the audit evidence we have obtained is sufficient and appropriate to provide a basis for our opinion.

Independence

We are independent of the Entity in accordance with the ethical requirements of the Accounting Professional & Ethical Standards Board's APES 110 *Code of Ethics for Professional Accountants (including Independence Standards)* (the Code) that are relevant to our audit of the financial report in Australia. We have also fulfilled our other ethical responsibilities in accordance with the Code.

Emphasis of matter - basis of accounting and restriction on distribution and use

We draw attention to Note 1 in the financial report, which describes the basis of accounting. The financial report has been prepared to meet the requirements of the Associations Incorporation Act 2015 (WA). As a result, the financial report may not be suitable for another purpose. Our report is intended solely for Golf Western Australia (Inc.) and its members and should not be distributed to or used by parties other than Golf Western Australia (Inc.) and its members. Our opinion is not modified in respect of this matter.

PricewaterhouseCoopers, ABN 52 780 433 757
2 Riverside Quay, SOUTHBANK VIC 3006, GPO Box 1331, MELBOURNE VIC 3001
T: 61 3 8603 1000, F: 61 3 8603 1999, www.pwc.com.au

Other information

The members are responsible for the other information. The other information comprises the information included in the annual report for the year ended 31 December 2024, but does not include the financial report and our auditor's report thereon.

Our opinion on the financial report does not cover the other information and accordingly we do not express any form of assurance conclusion thereon through our opinion on the financial report.

In connection with our audit of the financial report, our responsibility is to read the other information and, in doing so, consider whether the other information is materially inconsistent with the financial report or our knowledge obtained in the audit, or otherwise appears to be materially misstated.

If, based on the work we have performed on the other information that we obtained prior to the date of this auditor's report, we conclude that there is a material misstatement of this other information, we are required to report that fact. We have nothing to report in this regard.

Responsibilities of the members for the financial report

The members are responsible for the preparation of the financial report in accordance with Australian Accounting Standards to the extent described in Note 1 of the financial report, and for such internal control as the members determine is necessary to enable the preparation of the financial report that is free from material misstatement, whether due to fraud or error. The members have determined that the basis of preparation described in Note 1 to the financial report is appropriate to meet the needs of the members.

In preparing the financial report, the members are responsible for assessing the ability of the Entity to continue as a going concern, disclosing, as applicable, matters related to going concern and using the going concern basis of accounting unless the members either intend to liquidate the Entity or to cease operations, or have no realistic alternative but to do so.

Auditor's responsibilities for the audit of the financial report

Our objectives are to obtain reasonable assurance about whether the financial report as a whole is free from material misstatement, whether due to fraud or error, and to issue an auditor's report that includes our opinion. Reasonable assurance is a high level of assurance, but is not a guarantee that an audit conducted in accordance with the Australian Auditing Standards will always detect a material misstatement when it exists. Misstatements can arise from fraud or error and are considered material if, individually or in the aggregate, they could reasonably be expected to influence the economic decisions of users taken on the basis of the financial report.

A further description of our responsibilities for the audit of the financial report is located at the Auditing and Assurance Standards Board website at: http://www.auasb.gov.au/auditors_responsibilities/ar8.pdf. This description forms part of our auditor's report.

Matters relating to the electronic presentation of the audited financial report

This auditor's report relates to the financial report of Golf Western Australia (Inc.) for the year ended 31 December 2024 included on Golf Western Australia (Inc.)'s web site. The members are responsible for the integrity of Golf Western Australia (Inc.)'s web site. We have not been engaged to report on the integrity of this web site. The auditor's report refers only to the financial report named above. It does not provide an opinion on any other information which may have been hyperlinked to/from the financial report. If users of this report are concerned with the inherent risks arising from electronic data communications they are advised to refer to the hard copy of the audited financial report to confirm the information included in the audited financial report presented on this web site.

A blue ink signature that reads 'PricewaterhouseCoopers'.

PricewaterhouseCoopers

A blue ink signature that reads 'David Kennett'.

David Kennett
Partner

Melbourne
18 March 2025







APPENDIX TO 2024 GOLFWA ANNUAL FINANCIAL REPORT

Introduction

During the financial year, GolfWA entered into an Australian Golf State Services Agreement with Golf Australia, effective from 1 July 2024.

Under this agreement, all operational activities within Western Australia were transferred to Golf Australia to perform on GolfWA's behalf, in line with agreed service levels.


This change has impacted the way the financial transactions associated with the operations of GolfWA have been recorded and as result how they have been presented in the annual financial report.

Specifically, the detail relating to most financial transactions after 1st July 2024 are not maintained in GolfWA's systems. These transactions still occurred but have been recorded in Golf Australia's financial systems. In line with accounting standards, the Annual Financial report for GolfWA can

only provide the details of the transactions that are recorded in the GolfWA legal entity.

However, to provide members with a consistent level of detail on the activity that has occurred for the benefit of the state, as has been provided in previous years, an "adjusted" set of financial statements have been prepared. These statements have been prepared by combining the transactional data that is maintained within GolfWA (for the period 1 January 2024 to 30 June 2024) with the relevant data from Golf Australia (for the period 1 July to 31 December 2024).

The following 'adjusted' statements have been prepared by Golf Australia and reviewed by GolfWA management and are consistent with the terms of the Australian Golf State Services Agreement. However, they have not been the subject of an independent audit.



Statement of Income and Expenditure for the year ended December 31, 2024

	2024 Reported	2024 Adjusted	2023	24 Adjusted vs 23	
INCOME					
Affiliation Fees	1,193,459	1,193,459	1,109,266	84,193	8%
Event Income	46,153	220,966	218,328	2,638	1%
Funding & Grants	436,500	454,000	434,000	20,000	5%
Sponsorship	15,969	98,988	110,502	(11,514)	(10%)
WA Open	-	(48,644)	(143,161)	94,517	(66%)
Other income	76,903	83,628	61,084	22,544	37%
Other gains/(losses) - net	64,464	64,464	31,902	32,562	102%
Rent Receivable & Outgoings	39,114	39,114	38,508	606	2%
Total Income	1,872,562	2,105,975	1,860,429	245,545	13%
EXPENDITURE					
Competition Expenses	33,977	162,662	160,150	2,512	2%
Travel, Accommodation, Meals and Allowances	119,238	193,815	214,167	(20,352)	(10%)
Game Development	217,168	48,882	47,453	1,429	3%
High Performance	73,168	119,667	87,516	32,151	37%
Accounting & Audit	217	9,217	9,390	(173)	(2%)
Bank Fees & Charges	1,728	4,219	4,116	103	3%
Computing & IT Support	17,795	34,794	32,700	2,094	6%
Electricity	1,490	2,647	2,991	(344)	(12%)
Employment	582,822	1,220,135	1,036,887	183,248	18%
Insurance	15,312	24,030	29,353	(5,323)	(18%)
Office Maintenance, Cleaning & Storage	7,371	13,634	12,014	1,620	13%
Promotion & Marketing	11,721	43,055	36,684	6,371	17%
Rates, Taxes and Levies	31,530	31,530	32,761	(1,231)	(4%)
Staff Amenities	1,152	9,989	3,105	6,884	222%
Australian Golf State Service Fee	596,729	-	-	-	-
Stationery, Printing & Postage	2,714	6,281	6,489	(208)	(3%)
Sundry Administration Expenses	3,827	23,153	22,923	230	1%
Sundry Operating Expenses	3,484	3,484	27,103	(23,619)	(87%)
Telephone	5,367	9,029	10,206	(1,177)	(12%)
Depreciation	19,180	19,180	21,188	(2,008)	(9%)
Investment expenses	11,567	11,567	9,894	1,674	17%
Total Expenditure	1,757,558	1,990,970	1,807,090	183,881	10%
OPERATING SURPLUS/(DEFICIT)	115,004	115,004	53,340	61,665	116%

